

## DAY 1

| POOLS        |                 |                |              |                 |                 |
|--------------|-----------------|----------------|--------------|-----------------|-----------------|
| A (Court 1)  | B (Court 4)     | C (Court 1)    | D (Court 2)  | E (Court 2)     | F (Court 5)     |
| 1. Cal Poly  | 2. Santa Clara  | 3. San Jose    | 4. Arizona   | 5. Wisconsin    | 6. UCLA         |
| 12. USC      | 11. Irvine      | 10. Washington | 9. Oregon    | 8. UCSB         | 7. UC Davis     |
| 13. Stanford | 14. Arizona St. | 15. Long Beach | 16. Sac. St. | 17. Cal         | 18. Oregon St.  |
| 24. Oregon B | 23. SJSU B      | 22. Fullerton  | 21. UCSB II  | 20. UC Davis II | 19. Cal Poly II |

**Early Pools: C & E**

8AM - 3PM

**Mid Pools: B & F**

11AM - 6PM

**Late Pools: A & D**

3 - 10PM

**Challenge Matches will take place immediate after Pool Play.**

The 3rd place team from the pool will host challenge matches. The 2nd place team from the pool will stay and ref.

| CHALLENGE MATCHES (3rd vs 4th) |                               |                               |                              |                              |                              |
|--------------------------------|-------------------------------|-------------------------------|------------------------------|------------------------------|------------------------------|
| CM1 (Court 1)                  | CM2 (Court 4)                 | CM3 (Court 1)                 | CM4 (Court 2)                | CM5 (Court 2)                | CM6 (Court 5)                |
| #13 vs #21<br>(9PM, ref: #12)  | #14 vs #19<br>(5PM, ref: #11) | #15 vs #20<br>(2PM, ref: #10) | #16 vs #24<br>(9PM, ref: #9) | #17 vs #22<br>(2PM, ref: #8) | #18 vs #23<br>(5PM, ref: #7) |

## DAY 2

| POWER POOLS     |              |                 |                 |               |              |
|-----------------|--------------|-----------------|-----------------|---------------|--------------|
| AA (Court 1)    | BB (Court 4) | CC (Court 3)    | DD (Court 5)    | EE (Court 6)  | FF (Court 2) |
| 1. Cal Poly I   | 2. Irvine    | 3. SJSU A       | 4. Arizona      | 5. UCSB I     | 6. UCLA      |
| 10. Long Beach  | 9. Oregon A  | 12. USC         | 11. Santa Clara | 7. UC Davis I | 8. Wisconsin |
| 18. Cal Poly II | 17. Cal      | 14. Arizona St. | 15. UC Davis II | 16. Oregon B  | 13. Sac St.  |

**Powerpools: 8 - 11AM**

**Playoff Brackets: 12 - 6PM**

### COURTS

Court 1 - YUH @ SJSU

Court 2 - YUH @ SJSU

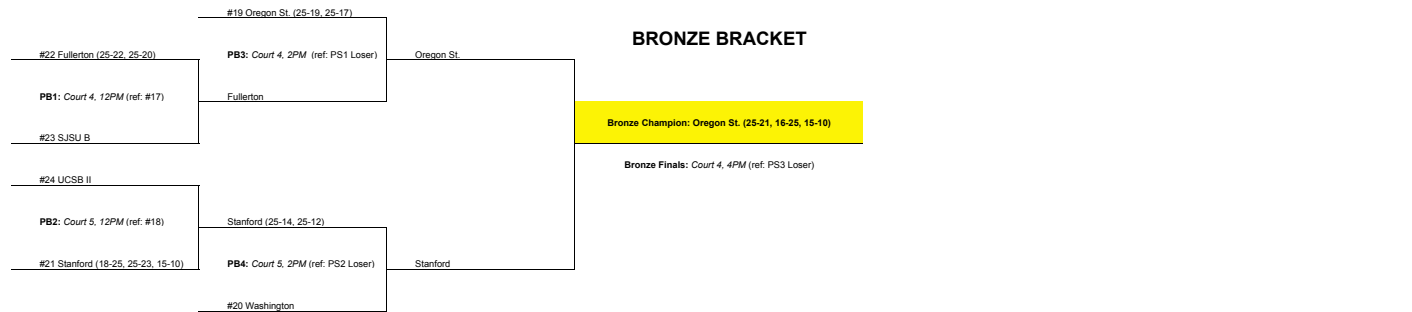
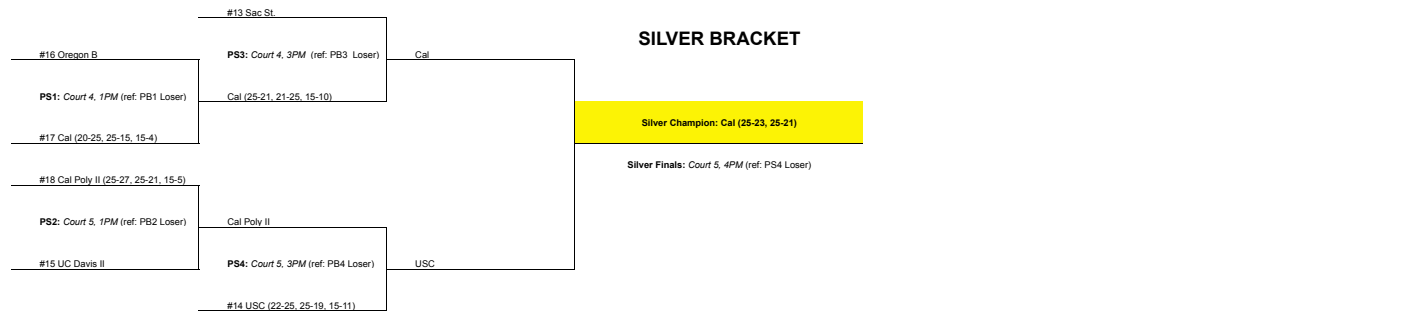
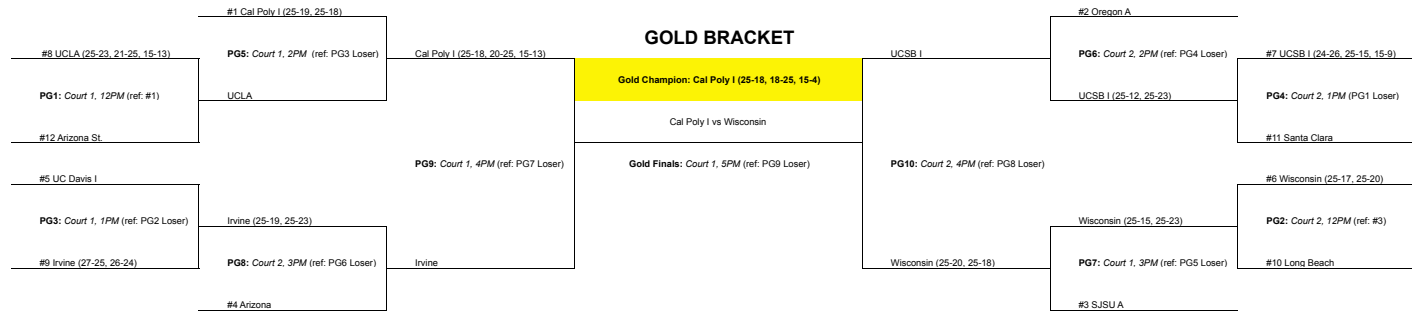
Court 3 - Mini Gym @ SJSU

Court 4 - Malley @ SCU

Court 5 - Malley @ SCU

Court 6 - Malley @ SCU

|      | COURT 1 (YUH @ SJSU)                                    | COURT 2 (YUH @ SJSU)                            | COURT 3 (Mini Gym @ SJSU) | COURT 4 (SCU)  | COURT 5 (SCU)  | COURT 6 (SCU)       |
|------|---|---|---------------------------|--|--|---------------------|
| 8AM  | #1 vs #18 (ref: #10)                                    | #6 vs #13 (ref: #8)                             | #3 vs #14 (ref: #12)      | #2 vs #17 (ref: #9)                                      | #4 vs #15 (ref: #11)                                     | #5 vs #16 (ref: #7) |
| 9AM  | #10 vs #18 (ref: #1)                                    | #8 vs #13 (ref: #6)                             | #12 vs #14 (ref: #3)      | #9 vs #17 (ref: #2)                                      | #11 vs #15 (ref: #4)                                     | #7 vs #16 (ref: #5) |
| 10AM | #1 vs #10 (ref: #18)                                    | #8 vs #8 (ref: #13)                             | #3 vs #12 (ref: #14)      | #17 vs #9 (ref: #17)                                     | #4 vs #11 (ref: #15)                                     | #5 vs #7 (ref: #16) |
| 11AM | BREAK   |   |                           |  |  |                     |
| 12PM | PG1: #8 vs #12 (ref: #1)                                | PG2: #6 vs #10 (ref: #3)                        |                           | PB1: #22 vs #23 (ref: #17)                               | PB2: #21 vs #24 (ref: #18)                               |                     |
| 1PM  | PG4: #5 vs #9 (ref: PG1 Loser)                          | PG3: #7 vs #11 (ref: PG2 Loser)                 |                           | PS1: #16 vs #17 (ref: PB1 Loser)                         | PS2: #15 vs #18 (ref: PB2 Loser)                         |                     |
| 2PM  | PG6: #1 vs PG1 Winner (ref: PG3 Loser)                  | PG6: #2 vs PG4 Winner (ref: PG4 Loser)          |                           | PB3: #19 vs PB1 Winner (ref: PS1 Loser)                  | PB4: #20 vs PB2 Winner (ref: PS2 Loser)                  |                     |
| 3PM  | PG7: #3 vs PG2 Winner (ref: PG5 Loser)                  | PG8: #4 vs PG3 Winner (ref: PG6 Loser)          |                           | PS3: #13 vs PS1 Winner (ref: PB3 Loser)                  | PS4: #14 vs PS2 Winner (ref: PB4 Loser)                  |                     |
| 4PM  | PG9: PG5 Winner vs PG8 Winner (ref: PG7 Loser)          | PG10: PG6 Winner vs PG7 Winner (ref: PG8 Loser) |                           | Bronze Finals: PB3 Winner vs PB4 Winner (ref: PS3 Loser) | Silver Finals: PS3 Winner vs PS4 Winner (ref: PS4 Loser) |                     |
| 5PM  | Gold Finals: PG9 Winner vs PG10 Winner (ref: PG9 Loser) |   |                           |  |  |                     |



# Pool A

|                     | Matches W-L | Games W-L | Point Ratio | Finish |
|---------------------|-------------|-----------|-------------|--------|
| <b>1. Cal Poly</b>  | 3 - 0       | 6 - 0     | 1           | 1      |
| <b>12. USC</b>      | 2 - 1       | 4 - 2     | 0.853333333 | 12     |
| <b>13. Stanford</b> | 1 - 2       | 2 - 4     | 0.873333333 | 13     |
| <b>24. Oregon B</b> | 0 - 3       | 0 - 6     | 0.553333333 | 24     |

|   | Game 1  | Game 2  | Game 3 |
|---|---------|---------|--------|
| 1. Cal Poly vs 13. Stanford<br><i>Ref: 24. Oregon B</i> | 25 - 12 | 25 - 23 | -      |
| 12. USC vs 24. Oregon B<br><i>Ref: 13. Stanford</i>     | 25 - 17 | 25 - 15 | -      |
| 1. Cal Poly vs 24. Oregon B<br><i>Ref: 12. USC</i>      | 25 - 11 | 25 - 10 | -      |
| 12. USC vs 13. Stanford<br><i>Ref: 24. Oregon B</i>     | 25 - 23 | 25 - 23 | -      |
| 13. Stanford vs 24. Oregon B<br><i>Ref: 1. Cal Poly</i> | 25 - 12 | 25 - 18 | -      |
| 1. Cal Poly vs 12. USC<br><i>Ref: 13. Stanford</i>      | 25 - 16 | 25 - 12 | -      |

# Pool B

|                        | <i>Matches W-L</i> | <i>Games W-L</i> | <i>Point Ratio</i> | <i>Finish</i> |
|------------------------|--------------------|------------------|--------------------|---------------|
| <b>2. Santa Clara</b>  | 2 - 1              | 5 - 2            | 0.945454545        | 11            |
| <b>11. Irvine</b>      | 3 - 0              | 6 - 1            | 0.987878788        | 2             |
| <b>14. Arizona St.</b> | 1 - 2              | 2 - 4            | 0.786666667        | 14            |
| <b>23. SJSU B</b>      | 0 - 3              | 0 - 6            | 0.58               | 23            |

|   | <i>Game 1</i> | <i>Game 2</i> | <i>Game 3</i> |
|---|---------------|---------------|---------------|
| 2. Santa Clara vs 14. Arizona St.<br><i>Ref: 23. SJSU B</i> | 25 - 19       | 25 - 21       | -             |
| 11. Irvine vs 23. SJSU B<br><i>Ref: 14. Arizona St.</i>     | 25 - 9        | 25 - 14       | -             |
| 2. Santa Clara vs 23. SJSU B<br><i>Ref: 11. Irvine</i>      | 25 - 12       | 25 - 19       | -             |
| 11. Irvine vs 14. Arizona St.<br><i>Ref: 23. SJSU B</i>     | 25 - 14       | 25 - 14       | -             |
| 14. Arizona St. vs 23. SJSU B<br><i>Ref: 2. Santa Clara</i> | 25 - 17       | 25 - 16       | -             |
| 2. Santa Clara vs 11. Irvine<br><i>Ref: 14. Arizona St.</i> | 25 - 23       | 19 - 25       | 12 - 15       |

# Pool C

|                       | Matches W-L | Games W-L | Point Ratio | Finish |
|-----------------------|-------------|-----------|-------------|--------|
| <b>3. SJSU A</b>      | 3 - 0       | 6 - 0     | 1           | 3      |
| <b>10. Washington</b> | 1 - 2       | 2 - 4     | 0.826666667 | 15     |
| <b>15. Long Beach</b> | 2 - 1       | 4 - 2     | 0.960264901 | 10     |
| <b>22. Fullerton</b>  | 0 - 3       | 0 - 6     | 0.754966887 | 22     |

|   | Game 1  | Game 2  | Game 3 |
|---|---------|---------|--------|
| 3. SJSU A vs 15. Long Beach<br><i>Ref: 22. Fullerton</i>      | 25 - 21 | 25 - 23 | -      |
| 10. Washington vs 22. Fullerton<br><i>Ref: 15. Long Beach</i> | 25 - 21 | 25 - 20 | -      |
| 3. SJSU A vs 22. Fullerton<br><i>Ref: 10. Washington</i>      | 25 - 12 | 25 - 20 | -      |
| 10. Washington vs 15. Long Beach<br><i>Ref: 22. Fullerton</i> | 22 - 25 | 18 - 25 | -      |
| 15. Long Beach vs 22. Fullerton<br><i>Ref: 3. SJSU A</i>      | 25 - 17 | 26 - 24 | -      |
| 3. SJSU A vs 10. Washington<br><i>Ref: 15. Long Beach</i>     | 25 - 19 | 25 - 15 | -      |

# Pool D

|                    | Matches W-L | Games W-L | Point Ratio | Finish |
|--------------------|-------------|-----------|-------------|--------|
| <b>4. Arizona</b>  | 3 - 0       | 6 - 1     | 0.987878788 | 4      |
| <b>9. Oregon A</b> | 2 - 1       | 5 - 3     | 0.944444444 | 9      |
| <b>16. Sac St.</b> | 0 - 3       | 2 - 6     | 0.740331492 | 21     |
| <b>21. UCSB II</b> | 1 - 2       | 2 - 5     | 0.861445783 | 16     |

|   | Game 1  | Game 2  | Game 3  |
|---|---------|---------|---------|
| 4. Arizona vs 16. Sac St.<br><i>Ref: 21. UCSB II</i>  | 25 - 19 | 25 - 19 | -       |
| 9. Oregon A vs 21. UCSB II<br><i>Ref: 16. Sac St.</i> | 25 - 21 | 25 - 19 | -       |
| 4. Arizona vs 21. UCSB II<br><i>Ref: 9. Oregon A</i>  | 25 - 18 | 25 - 21 | -       |
| 9. Oregon A vs 16. Sac St.<br><i>Ref: 21. UCSB II</i> | 25 - 8  | 22 - 25 | 15 - 12 |
| 16. Sac St. vs 21. UCSB II<br><i>Ref: 4. Arizona</i>  | 26 - 24 | 13 - 25 | 12 - 15 |
| 4. Arizona vs 9. Oregon A<br><i>Ref: 16. Sac St.</i>  | 23 - 25 | 25 - 21 | 15 - 12 |

# Pool E

|                        | <i>Matches W-L</i> | <i>Games W-L</i> | <i>Point Ratio</i> | <i>Finish</i> |
|------------------------|--------------------|------------------|--------------------|---------------|
| <b>5. Wisconsin</b>    | 2 - 1              | 4 - 2            | 0.966887417        | 8             |
| <b>8. UCSB I</b>       | 3 - 0              | 6 - 1            | 0.988095238        | 5             |
| <b>17. Cal</b>         | 1 - 2              | 2 - 4            | 0.781456954        | 17            |
| <b>20. UC Davis II</b> | 0 - 3              | 1 - 6            | 0.686746988        | 20            |

|  | <i>Game 1</i> | <i>Game 2</i> | <i>Game 3</i> |
|--|---------------|---------------|---------------|
| 5. Wisconsin vs 17. Cal<br><i>Ref: 20. UC Davis II</i>   | 25 - 12       | 25 - 13       | -             |
| 8. UCSB I vs 20. UC Davis II<br><i>Ref: 17. Cal</i>      | 24 - 26       | 25 - 18       | 15 - 5        |
| 5. Wisconsin vs 20. UC Davis II<br><i>Ref: 8. UCSB I</i> | 25 - 13       | 25 - 16       | -             |
| 8. UCSB I vs 17. Cal<br><i>Ref: 20. UC Davis II</i>      | 25 - 19       | 26 - 24       | -             |
| 17. Cal vs 20. UC Davis II<br><i>Ref: 5. Wisconsin</i>   | 25 - 17       | 25 - 19       | -             |
| 5. Wisconsin vs 8. UCSB I<br><i>Ref: 17. Cal</i>         | 22 - 25       | 24 - 26       | -             |



# Pool F

|                        | Matches W-L | Games W-L | Point Ratio | Finish |
|------------------------|-------------|-----------|-------------|--------|
| <b>6. UCLA</b>         | 3 - 0       | 6 - 1     | 0.987878788 | 6      |
| <b>7. UC Davis I</b>   | 2 - 1       | 4 - 3     | 0.899408284 | 7      |
| <b>18. Oregon St.</b>  | 0 - 3       | 1 - 6     | 0.75862069  | 19     |
| <b>19. Cal Poly II</b> | 1 - 2       | 3 - 4     | 0.854651163 | 18     |

|  | Game 1  | Game 2  | Game 3  |
|--|---------|---------|---------|
| 6. UCLA vs 18. Oregon St.<br><i>Ref: 19. Cal Poly II</i>       | 25 - 13 | 25 - 15 | -       |
| 7. UC Davis I vs 19. Cal Poly II<br><i>Ref: 18. Oregon St.</i> | 26 - 24 | 25 - 15 | -       |
| 6. UCLA vs 19. Cal Poly II<br><i>Ref: 7. UC Davis I</i>        | 25 - 17 | 23 - 25 | 15 - 10 |
| 7. UC Davis I vs 18. Oregon St.<br><i>Ref: 19. Cal Poly II</i> | 28 - 26 | 19 - 25 | 15 - 10 |
| 18. Oregon St. vs 19. Cal Poly II<br><i>Ref: 6. UCLA</i>       | 14 - 25 | 29 - 31 | -       |
| 6. UCLA vs 7. UC Davis I<br><i>Ref: 18. Oregon St.</i>         | 25 - 20 | 25 - 19 | -       |

# Challenge Matches

|     |  | Game 1  | Game 2  | Game 3  |
|-----|--|---------|---------|---------|
| CM1 | 13. Stanford vs 21. Sac St.<br><i>Ref: 12. USC</i>               | 23 - 25 | 20 - 25 | -       |
| CM2 | 14. Arizona St. vs 19. Oregon St.<br><i>Ref: 11. Santa Clara</i> | 25 - 18 | 26 - 24 | -       |
| CM3 | 15. Washington vs 20. UC Davis II<br><i>Ref: 10. Long Beach</i>  | 26 - 24 | 17 - 25 | 11 - 15 |
| CM4 | 16. UCSB II vs 24. Oregon B<br><i>Ref: Oregon A</i>              | 22 - 25 | 25 - 12 | 14 - 16 |
| CM5 | 17. Cal vs 22. Fullerton<br><i>Ref: 8. Wisconsin</i>             | 25 - 20 | 25 - 18 | -       |
| CM6 | 18. Cal Poly II vs 23. SJSU B<br><i>Ref: 7. UC Davis I</i>       | 25 - 16 | 25 - 20 | -       |

# Power Pool AA

|                        | <i>Matches W-L</i> | <i>Games W-L</i> | <i>Point Ratio</i> | <i>Finish</i> |
|------------------------|--------------------|------------------|--------------------|---------------|
| <b>1. Cal Poly I</b>   | 2 - 0              | 4 - 1            | 0.965217391        | 1             |
| <b>10. Long Beach</b>  | 1 - 1              | 3 - 2            | 0.852173913        | 10            |
| <b>18. Cal Poly II</b> | 0 - 2              | 0 - 4            | 0.77               | 18            |

|  | <i>Game 1</i> | <i>Game 2</i> | <i>Game 3</i> |
|--|---------------|---------------|---------------|
| 1. Cal Poly I vs 18. Cal Poly II<br><i>Ref: 10. Long Beach</i> | 25 - 17       | 25 - 17       | -             |
| 10. Long Beach vs 18. Cal Poly II<br><i>Ref: 1. Cal Poly I</i> | 25 - 22       | 25 - 21       | -             |
| 1. Cal Poly I vs 10. Long Beach<br><i>Ref: 18. Cal Poly II</i> | 21 - 25       | 25 - 16       | 15 - 7        |

# Power Pool BB

|                    | <i>Matches W-L</i> | <i>Games W-L</i> | <i>Point Ratio</i> | <i>Finish</i> |
|--------------------|--------------------|------------------|--------------------|---------------|
| <b>2. Irvine</b>   | 1 - 1              | 3 - 3            | 0.86259542         | 9             |
| <b>9. Oregon A</b> | 2 - 0              | 4 - 1            | 0.982758621        | 2             |
| <b>17. Cal</b>     | 0 - 2              | 1 - 4            | 0.888888889        | 17            |

|   | <i>Game 1</i> | <i>Game 2</i> | <i>Game 3</i> |
|---|---------------|---------------|---------------|
| 2. Irvine vs 17. Cal<br><i>Ref: 9. Oregon A</i> | 16 - 25       | 25 - 21       | 16 - 14       |
| 9. Oregon A vs 17. Cal<br><i>Ref: 2. Irvine</i> | 26 - 24       | 25 - 20       | -             |
| 2. Irvine vs 9. Oregon A<br><i>Ref: 17. Cal</i> | 18 - 25       | 25 - 23       | 13 - 15       |

# Power Pool CC

|                        | <i>Matches W-L</i> | <i>Games W-L</i> | <i>Point Ratio</i> | <i>Finish</i> |
|------------------------|--------------------|------------------|--------------------|---------------|
| <b>3. SJSU A</b>       | 2 - 0              | 4 - 1            | 0.982758621        | 3             |
| <b>12. USC</b>         | 0 - 2              | 0 - 4            | 0.821782178        | 14            |
| <b>14. Arizona St.</b> | 1 - 1              | 3 - 2            | 0.94017094         | 12            |

|   | <i>Game 1</i> | <i>Game 2</i> | <i>Game 3</i> |
|---|---------------|---------------|---------------|
| 3. SJSU A vs 14. Arizona St.<br><i>Ref: 12. USC</i> | 24 - 26       | 25 - 21       | 15 - 12       |
| 12. USC vs 14. Arizona St.<br><i>Ref: 3. SJSU A</i> | 24 - 26       | 23 - 25       | -             |
| 3. SJSU A vs 12. USC<br><i>Ref: 14. Arizona St.</i> | 25 - 22       | 25 - 14       | -             |

# Power Pool DD

|                        | <i>Matches W-L</i> | <i>Games W-L</i> | <i>Point Ratio</i> | <i>Finish</i> |
|------------------------|--------------------|------------------|--------------------|---------------|
| <b>4. Arizona</b>      | 2 - 0              | 4 - 1            | 0.982758621        | 4             |
| <b>11. Santa Clara</b> | 1 - 1              | 3 - 2            | 0.896551724        | 11            |
| <b>15. UC Davis II</b> | 0 - 2              | 0 - 4            | 0.64               | 15            |

|  | <i>Game 1</i> | <i>Game 2</i> | <i>Game 3</i> |
|--|---------------|---------------|---------------|
| 4. Arizona vs 15. UC Davis II<br><i>Ref: 11. Santa Clara</i> | 25 - 16       | 25 - 13       | -             |
| 11. Santa Clara vs 15. UC Davis II<br><i>Ref: 4. Arizona</i> | 25 - 15       | 25 - 20       | -             |
| 4. Arizona vs 11. Santa Clara<br><i>Ref: 15. UC Davis II</i> | 24 - 26       | 25 - 18       | 15 - 10       |

# Power Pool EE

|                      | <i>Matches W-L</i> | <i>Games W-L</i> | <i>Point Ratio</i> | <i>Finish</i> |
|----------------------|--------------------|------------------|--------------------|---------------|
| <b>5. UCSB I</b>     | 1 - 1              | 3 - 2            | 0.95               | 7             |
| <b>7. UC Davis I</b> | 2 - 0              | 4 - 1            | 0.966666667        | 5             |
| <b>16. Oregon B</b>  | 0 - 2              | 0 - 4            | 0.52               | 16            |

|  | <i>Game 1</i> | <i>Game 2</i> | <i>Game 3</i> |
|--|---------------|---------------|---------------|
| 5. UCSB I vs 16. Oregon B<br><i>Ref: 7. UC Davis I</i> | 25 - 15       | 25 - 13       | -             |
| 7. UC Davis I vs 16. Oregon B<br><i>Ref: 5. UCSB I</i> | 25 - 8        | 25 - 16       | -             |
| 5. UCSB I vs 7. UC Davis I<br><i>Ref: 16. Oregon B</i> | 25 - 21       | 21 - 25       | 18 - 20       |

# Power Pool FF

|                     | Matches W-L | Games W-L | Point Ratio | Finish |
|---------------------|-------------|-----------|-------------|--------|
| <b>6. UCLA</b>      | 1 - 1       | 3 - 2     | 0.939130435 | 8      |
| <b>8. Wisconsin</b> | 2 - 0       | 4 - 2     | 0.907692308 | 6      |
| <b>13. Sac St.</b>  | 0 - 2       | 1 - 4     | 0.704347826 | 13     |

|  | Game 1  | Game 2  | Game 3  |
|--|---------|---------|---------|
| 6. UCLA vs 13. Sac St.<br><i>Ref: 8. Wisconsin</i> | 25 - 10 | 25 - 19 | -       |
| 8. Wisconsin vs 13. Sac St.<br><i>Ref: 6. UCLA</i> | 21 - 25 | 25 - 14 | 15 - 13 |
| 6. UCLA vs 8. Wisconsin<br><i>Ref: 13. Sac St.</i> | 25 - 17 | 22 - 25 | 11 - 15 |